

# PARK 90

## Technical Specifications & Seating Configurations



**Park Theatre**  
11-13 Clifton Terrace  
Finsbury Park  
LONDON  
N4 3JP

May 2025

## Useful Contacts:

Technical Manager: [Gian.Zona@parktheatre.co.uk](mailto:Gian.Zona@parktheatre.co.uk)  
 Deputy Technical Manager: [Teddy.Nash@parktheatre.co.uk](mailto:Teddy.Nash@parktheatre.co.uk)  
 General Manager: [Tom.Bailey@parktheatre.co.uk](mailto:Tom.Bailey@parktheatre.co.uk)  
 Head of Ticketing: [Matthew.Barker@parktheatre.co.uk](mailto:Matthew.Barker@parktheatre.co.uk)  
 Administration: [Mariah.Sayer@parktheatre.co.uk](mailto:Mariah.Sayer@parktheatre.co.uk)

Please make contact with the relevant department to find out more information.

## Pre-Production

- A site visit is mandatory for all productions - please liaise with the Technical & Building Manager to arrange a date and time. Please note that the plans available for the space are *architects' drawings*.
- Set plans and CDM-compliant production plans should be submitted to the Park Theatre Tech staff at least 14 days prior to Get-In.
- LX plans, hanging plots, risk assessments and method statements should be submitted not later than seven days prior to Get-In.

## Building Access

- Get-In access is through the front doors of Park Theatre on Clifton Terrace.
- Park Theatre cannot offer any parking at all. On Sundays there are no parking restrictions outside the theatre. However, as the building is located close to the Emirates Stadium, full parking restrictions are in place (even on a Sunday) when there is an Arsenal home game.
- From the front door to the main doorway into Park90 it is approximately 46 metres, including one half of stairs.
- The main doorway into Park90 measures W1000mm x H2200mm; all items entering the space must be able to fit through this entrance.
- Large items may need to be removed from flight cases in the main foyer/cafe area and carried into the theatre space.
- There is a small passenger lift that can also be used to transport flight cases one case at a time from street to stage level. The lift has a maximum weight capacity of 630kg. Any damage caused to the lift will result in a charge.

## Get-In

- Park Theatre tech staff will provide a H&S induction to the space before each Get-In, and appropriate PPE must be worn by everyone working.
- There must be a Production Manager or appointed person with production management responsibilities present for both the Get-In and Get-Out.
- Your Get-In time will be from 6pm-10pm on the first Sunday of your contractual Engagement Period. Unless otherwise agreed, Park Theatre will provide general crew members to support this session.
- Access to Park90 will be 10am-10pm from the first Monday to the first Friday or the day of the Press Night performance, whichever is first.
- Park Theatre does not have any storage space for flight cases / rubbish / tools; please make sure any such items are stored off-site for the duration of the run.
- Park Theatre has one set of 7ft Zarges, two sets of 10ft Zarges plus two stepladders. In the case of work taking place in both Park200 and Park90, these must be shared.
- If access to the upstage ceiling is required, taller ladders may need be brought in.
- If there is a performance or event taking place elsewhere in the building, the ground floor foyer and corridors must be kept as clear as possible, and nothing left in these areas longer than necessary.

## The Space

Stage Height to Grid = 4400mm

Stage Height to underside of gallery = 2684mm

Stage Height to concrete slab = 3380mm

Mixer Desk Position = Located on upper walkway

Lighting Desk Position = Located on upper walkway

Screwing and fixing of any kind into the floor, walls and ceiling requires written authorisation. If your request is authorised screw lengths must not exceed 36mm.

Please direct any requests to Dept Technical Manager in writing at least 7 days prior to your get-in.

Double-sided carpet tape must be used on masking tape before being laid on the floor.

## Lighting

The Park90 lighting desk is an ETC ION Classic (1K Output) plus fader wing.

The desk is positioned on the technical gallery but can be placed in the Theatre during technical rehearsals.

There are multiple DMX outlets to IWB's and patch panels, they can be patched in the dimmer room by Park Technical ONLY.

Working light is provided through recessed ceiling skylights, providing natural light – these can only be operated by Park Technical and cannot be used as part of your show. There are Fluorescent tubes located in the grid and blue LED bulkheads in wing spaces providing additional working light and backstage blues.

Depending on the seating configuration the view of the stage can be slightly obscured for the Operator. A Camera and monitor is supplied to help with this.

## Dimmers

There are 54 circuits on ETC Sensor3 2.3kw dimmers distributed around the theatre.

8 circuits on each of 6 internally wired bars totalling 48 circuits overhead. There are 6 circuits on the stage level which are paired with 6 circuits on the technical gallery.

All sockets are European Ceeform 16amp sockets and the DMX is standard 5 pin XLR.

## House Lights

P90 house lights will need to be made out of P90 stock, usually the 6 birdies. They will need to be serviced by the 54 dimming circuits available in the space.

Levels must be approved by Park Theatre before the 1st preview performance of the production. House Lights should also be available on a submaster for Access Performances.

## Layout of Bars

Park90 has been designed in a grid system offering a total of 6 internally wired bars (IWB) running across the space and 4 plain rigging bars running up and down. (see plans)

There is a separate LX IWB running under a concrete slab.

Please note there are no flying facilities in Park90 and any scenic cloths and drapes must be dead hung or installed on fixed curtain tracks (not supplied).

## P90 DMX Patch

Please ensure the following addresses are NOT in your patch:

481, 482, 483, 484, 486, 487, 488, 490, 491, 497, 498, 499, 500, 501, 502, 503

## Lanterns

- 4 X Selecon Rama 1kw Fresnel
- 12 X Selecon Acclaim 650w Fresnel
- 12 X source 4 25/50 JNR 575w
- 6 X Birdies (for house lights)
- 6 X Short Nose Parcan 1k
- 4 X Rogue R2X Wash (SET POSITIONS – see plans)
- We do not stock gobos or gobo holders

## Other Lighting Information

The Rogue R2X Washes are located in the 4 corners of the room and are available for companies to use but have fixed rigging positions.

Assorted lengths of TRS, DMX and Cat 5e data cable. Visiting companies are strongly advised to ensure provision is made for required cable length prior to your arrival.

All Park Theatre lanterns are supplied with a hook clamp, safety bond. Incoming productions and designers will be allowed to re-colour, focus and rearrange equipment to the needs of their own purposes. If your production requires any accessories such as a clamp to be removed it is a requirement as part of your get-out to reinstate these.

Please submit a lighting plan to Park Technical no later than 7 days before your production is due at the Park Theatre. Where possible have all circuits and gel colour CLEARLY MARKED.

We ask that Lighting Designers program a warm wash and house lights onto faders on the desk.

Any equipment hired or owned by the visiting company must be PAT tested prior to use in house at Park Theatre and related paperwork must be provided.

Any lighting Practicals brought in to the theatre can be inspected at any time. If they are deemed unsafe Park Theatre reserve the right to ban their use until they are corrected.

All the lighting is controlled by DMX 512 protocol distribution network.

On completion of your run during the Get-Out you are required to de-rig all fixtures and return the room to how it was found on your arrival.

## Sound

### Equipment

- 4 x Tannoy VX8 speakers with amps
- Yamaha MG12 Mixing Console
- Tascam CD-200i CD & MP3/iPod Dock
- 4 channel cue light system (10 outstations shared between venues)
- 4 x wireless comms (shared between venues)

Co-ax and Cat 6 throughout. Show relay and BGM – all BOH speakers switchable between venues.

## Other Sound Information

Any externally sources radio equipment used on Park Theatre premises must not infringe on frequencies used in house and/or other visiting companies. Park Theatre reserves the right to instruct visiting companies to control the frequencies of radio equipment should any issues arise. Please feel free to contact Park Technical for details of current frequencies used.

## Power Distribution:

General local power outlets are located through the auditorium

## Set Rigging:

If you are hanging pieces of set or steel works, we must see a hanging plot at least 7 days before your Get In. We will need to see weight loads and method statements.

Any rigging equipment required must be supplied, tested and appropriately rated.

## Stage:

On the Thrust 2 and L Shape configurations there is a shaded area of the playing spaces where you cannot raise the stage or block the area without permission (See P90 Plans and Configurations at the end of this document). This is because it may cause an obstruction to the Fire Escape.

If your raised set plan is approved it may be under the condition that you provide an ASM at stage level to oversee your Risk Assessed Fire Evacuation Plan, one can be supplied at a cost to the Company. If you wish to raise the stage in this area please contact Park Technical ASAP for approval.

From when your crew and company enter the space until after the Get-Out we expect you to follow these Safety and Housekeeping rules:

- If your Company's Risk Assessment deems it appropriate, steel toe cap boots, hard hats (when overhead work is carried out) and high-vis vests should be worn.
- You are not to climb on, cut materials or paint on or around the seating in the auditorium.
- If the Cafe Bar is open, these spaces must be kept clear and tidy with minimal noise being made.
- We have one set of 7ft Zarges, two sets of 10ft Zarges plus 2 step ladders. On a double Get-In/Get-Out these must be shared between both spaces.
- We do not have storage for flight cases, equipment, tools or rubbish.
- All rubbish/scrap/off cuts must be dealt with and removed by the first Saturday or Press Night, whichever comes first.
- When the Get-Out is complete Park Technical and the Production Manager/Company Appointed Person will do a final walk around to check everything is satisfactory.

## Drapes and Masking

Park Theatre does not stock any soft or hard masking. However, there is a collection of masking from old shows which may be recycled. Please ask the tech staff.

## Additional Hires

Park Theatre can provide the following additional technical equipment (subject to availability):

Equipment	Day Hire	Week Hire	4-Week Hire
Unique Hazer	£60+VAT	£100+VAT	£300+VAT
Wireless Hand-held Microphone	£40+VAT	£70+VAT	£224+VAT
Sure SM58	£5+VAT	£10+VAT	£32+VAT
Christie LX605 Projector	£70+VAT	£150+VAT	£500+VAT
Yamaha Digital Piano	£50+VAT	£140+VAT	£250+VAT

\*prices for longer hire periods are available on request

Park Theatre may also be able to supply additional consumable items at a cost: screws, Flints Black paint, painting equipment, Flambar, tape, drill bits. Prices available on request.

If additional crew are required for a Get-In or Get-Out, Park Theatre may be able to help book them, subject to in-house team capacity.

## Housekeeping / Stage Management

### Door Codes

Door codes will be provided when in the building, please ensure they are not shared beyond the Visiting Company.

### Radio Calls

Stage managers must be on two-way radio (with earpiece provided) from the half until the end of the show. This is to enable communication between Stage Management, Tech and FOH including the facilitating an evacuation or handling an emergency.

Show relays (switchable between our two spaces) are fed to the BOH areas (dressing rooms, green rooms, offices etc).

Stage Management are expected to make FOH and BOH calls from the paging system (located at show control). This will include House Open, five, three and one-minute calls, as directed.

### Smoking

Smoking on stage can be authorised. The Producer must contact Park Theatre's Producer & Programmer and Technical & Building Manager to discuss the artistic justification for smoking within the production. Park Theatre only allows the smoking of herbal cigarettes on its stages.

### Dressing Rooms

Park Theatre Dressing Rooms are as follows:

Dressing Room A – 7 Stations

Dressing Room B – 5 Stations

Dressing Room C – 4 Stations

All dressing rooms contain make-up lights, mirrors and fridges.

Companies are expected to share dressing rooms in a festival style. There are just not enough spaces for Private / Star dressing rooms to be allocated, and it should be expected that different companies and different genders may share dressing rooms, particularly with large casts. All company members should be aware of this so that their expectations are clearly managed prior to arrival. This should be seen as a collaborative and non-territorial approach to providing great shows to audiences.

Dressing rooms may also be used temporarily by other performers in shows taking place 'on top' of the Visiting Company production. This will be managed by the Park Theatre team.

### Backstage Washroom Facilities

Two toilets (one is gender neutral and one is an access toilet) and two gender neutral showers are available backstage.

### Laundry

There is a Laundry Room with a washing machine and tumble dryer backstage, and electric drying rack / iron and board in the SM office. These are all for the use of both Park90 and Park200 companies and so a rota must be mutually agreed, reflecting the needs of all.

## Get-Out

Visiting Companies are allotted 30 minutes in the auditorium after the final performance of the run finishes on Saturday evening, to clear the stage and remove smaller props. The Get-Out session will then be the following day (Sunday) from 10am-2pm. Park Theatre will provide a suitable number of general crew members to support this session.

During this time, Visiting Company teams are expected to ensure that:

- All show equipment, costumes, props, hires, tools and returns are removed from the building.
- The set is removed, and the stage is returned to the state in which it was found.
- Nails, screws and/or staples used are removed.
- The stage area may need to be re-painted - please bring a tin of Flints Black paint in case of this.
- The dressing rooms and stage management kitchen (including the dressing room and green room fridges) are cleared and clean.

All equipment / costumes / props / hires / returns / tools from the production must be removed from the building by the end of the Sunday Get-Out. When the Get-Out is complete, a member of the Park Theatre tech staff and the Visiting Company Production Manager/Appointed Person will do a final walk around to check everything is satisfactory.

**Thank you & have a great run**

[VWX, DXF/DWG, DWF files available on request Seating, LX and Set plans Are Below](#)

86 Seats  
+1 Usher

**Deputy Technical Manager**  
Teddy.Nash@parktheatre.co.uk



Clifton Terrace  
Finsbury Park  
London  
N4 3JP

# PARK 90



# THRUST 1 [Extra Row]

93 Seats  
+1 Usher

## Park Theatre, Park90

January 2018

**SCALE - 1:50 @ A3**

**Technical Manager**

Gian.Zona@parktheatre.co.uk

**Deputy Technical Manager**

Teddy.Nash@parktheatre.co.uk



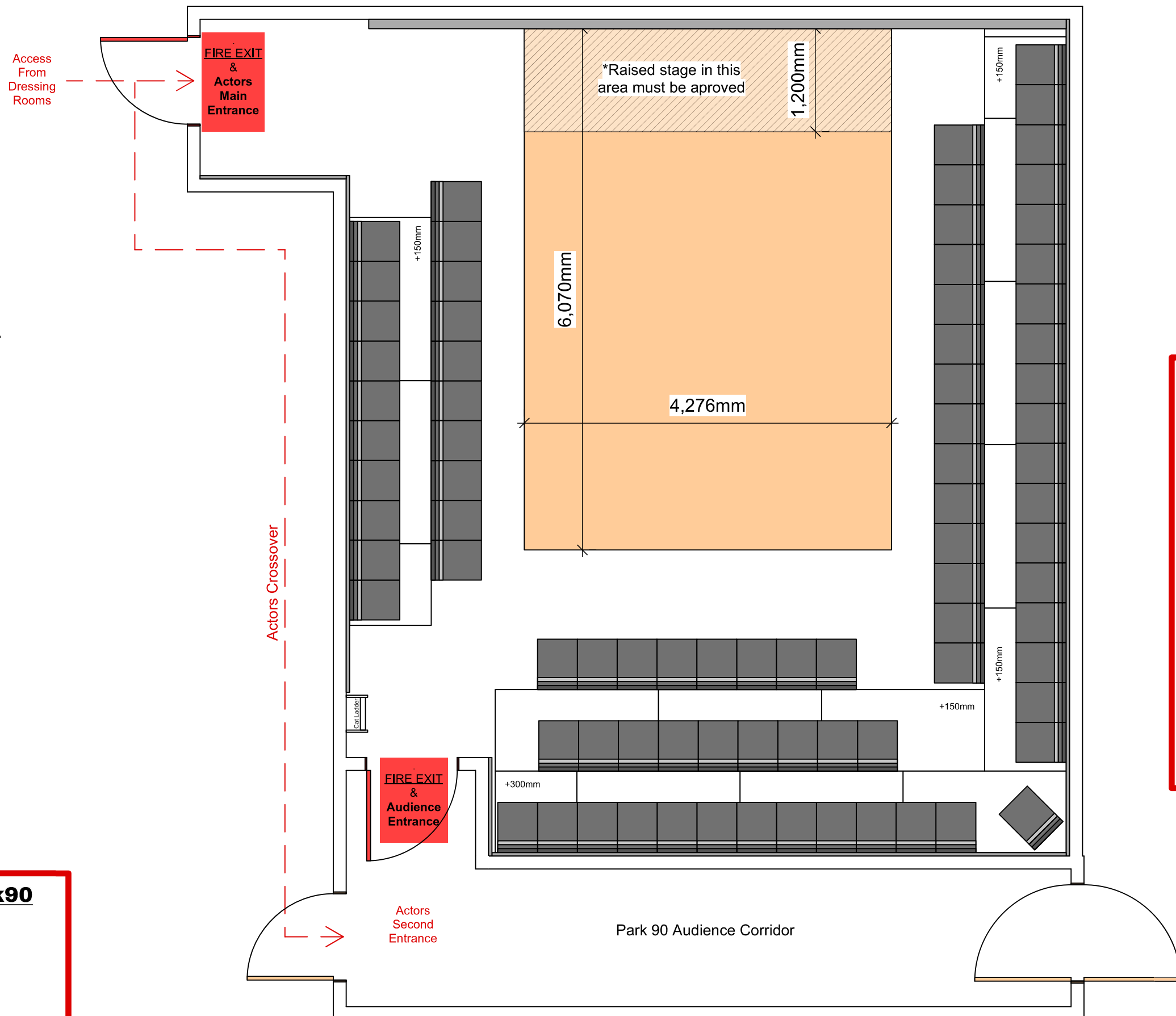
## Park Theatre

Clifton Terrace  
Finsbury Park  
London  
N4 3JP

PARK  
90

81 Seats  
+1 Usher

**Deputy Technical Manager**  
Teddy.Nash@parktheatre.co.uk



In addition, if you raise the floor here you may need to provide an ASM at stage level to oversee your Risk Assessed Fire Evacuation Plan.

Clifton Terrace  
Finsbury Park  
London  
N4 3JP

# PARK 90

L SHAPE

91 Seats  
+1 Usher



**\*SET DESIGN - PLEASE NOTE:**

If you plan to raise the stage above floor level in the hatched area of the playing space shown on this seating configuration - this will need to be Risk Assessed by yourselves and must be approved by Park Technical.

In addition, if you raise the floor here you may need to provide an ASM at stage level to oversee your Risk Assessed Fire Evacuation Plan.

**Park Theatre, Park90**

January 2018

**SCALE - 1:50 @ A3**

**Technical Manager**

Gian.Zona@parktheatre.co.uk

**Deputy Technical Manager**

Teddy.Nash@parktheatre.co.uk

**Park Theatre**

Clifton Terrace  
Finsbury Park  
London  
N4 3JP

**PARK**  
**90**

# IN THE ROUND

93 Seats  
+1 Usher

## **Park Theatre, Park90**

January 2018

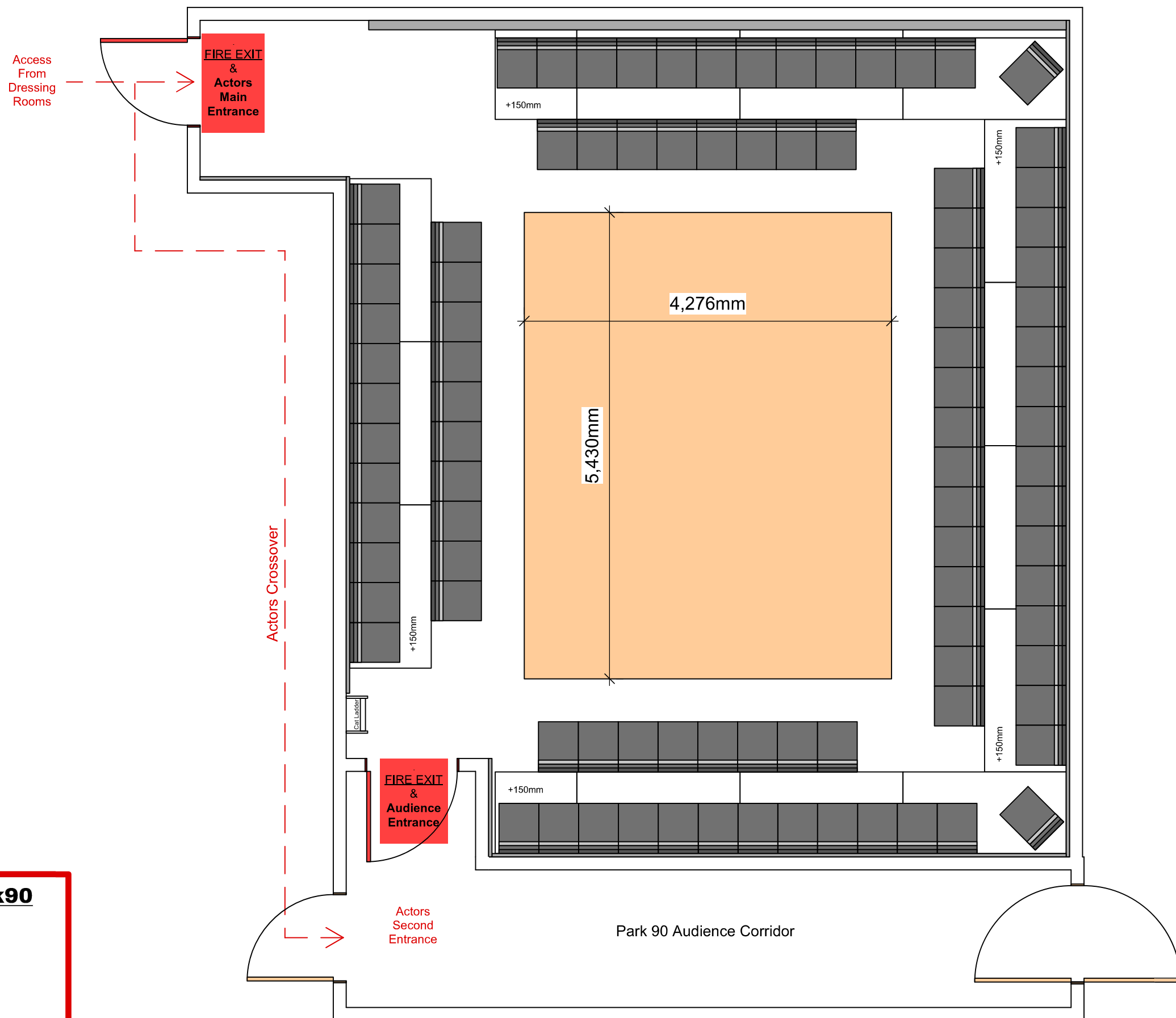
**SCALE - 1:50 @ A3**

**Technical Manager**

Gian.Zona@parktheatre.co.uk

**Deputy Technical Manager**

Teddy.Nash@parktheatre.co.uk



## **Park Theatre**

Clifton Terrace  
Finsbury Park  
London  
N4 3JP

**PARK  
90**

IN THE  
ROUND  
[Extra Long  
Row]

101 Seats  
+1 Usher

**Park Theatre, Park90**

January 2018

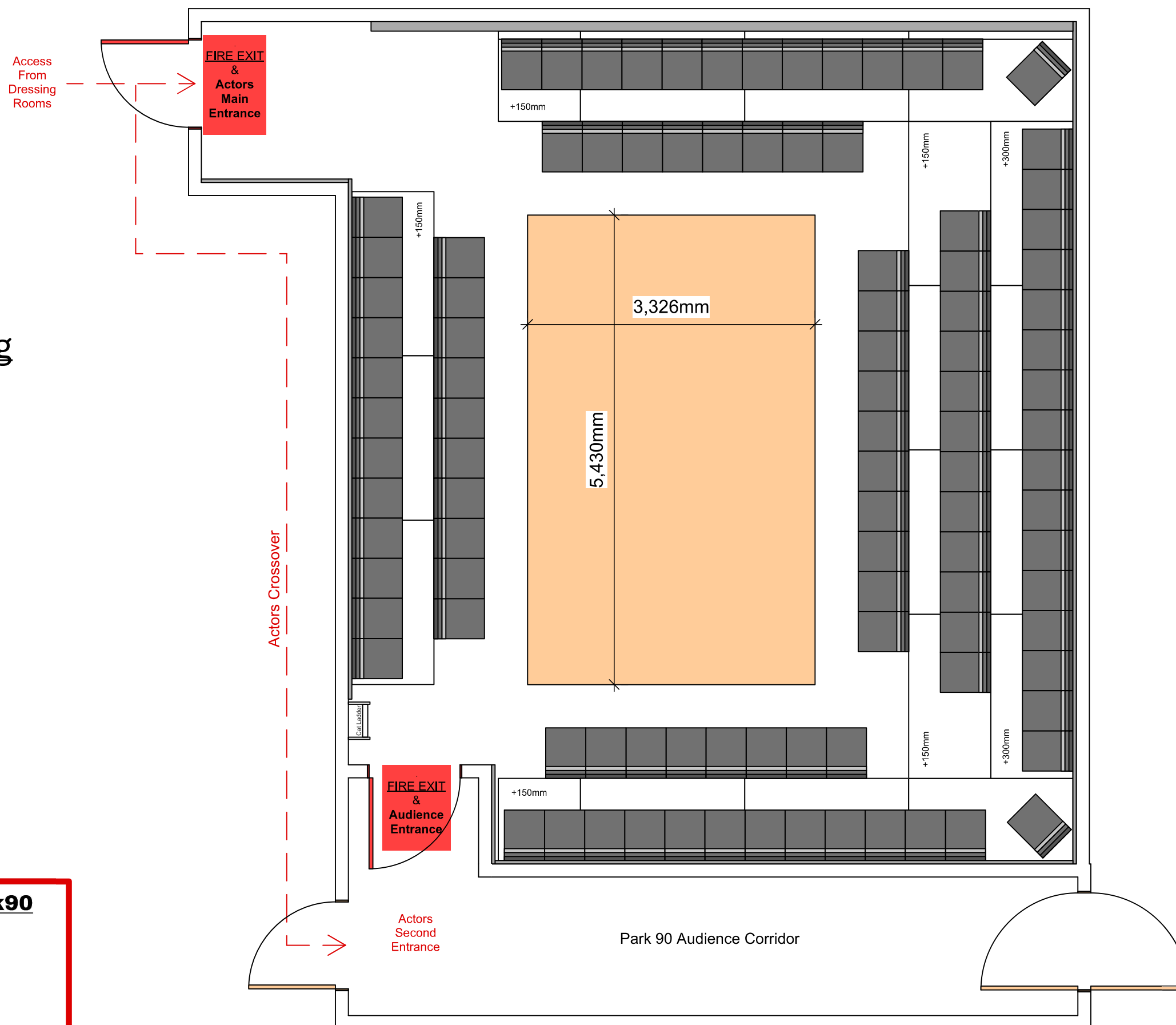
**SCALE - 1:50 @ A3**

Technical Manager

Gian.Zona@parktheatre.co.uk

Deputy Technical Manager

Teddy.Nash@parktheatre.co.uk



**Park Theatre**

Clifton Terrace  
Finsbury Park  
London  
N4 3JP

**PARK**  
**90**

IN THE  
ROUND  
(Extra Short  
Row)

97 Seats  
+1 Usher

**Park Theatre, Park90**

January 2018

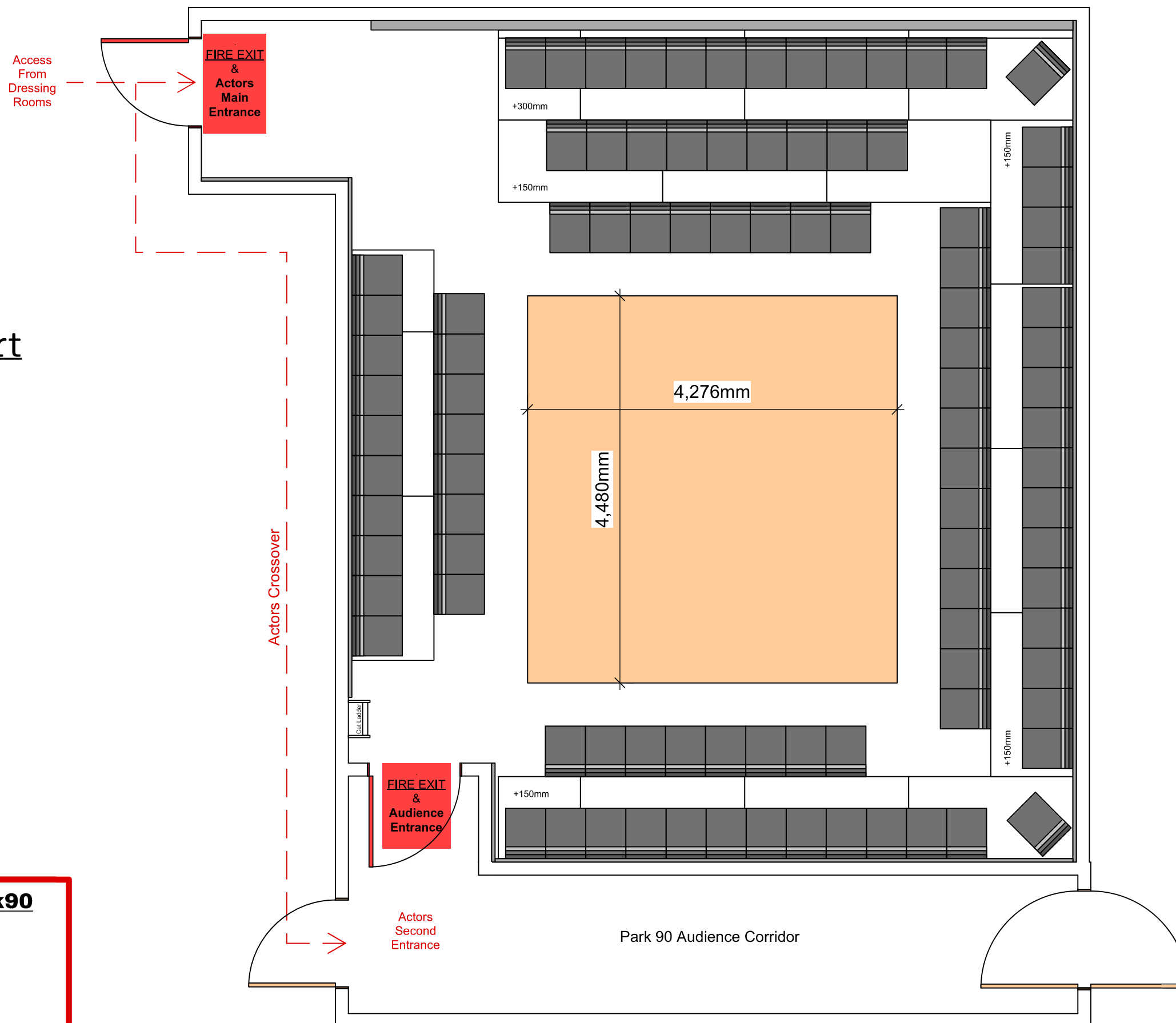
**SCALE - 1:50 @ A3**

**Technical Manager**

Gian.Zona@parktheatre.co.uk

**Deputy Technical Manager**

Teddy.Nash@parktheatre.co.uk



**Park Theatre**

Clifton Terrace  
Finsbury Park  
London  
N4 3JP

**PARK**  
**90**

# TRAVERSE

75 Seats  
+1 Usher

## Park Theatre, Park90

January 2018

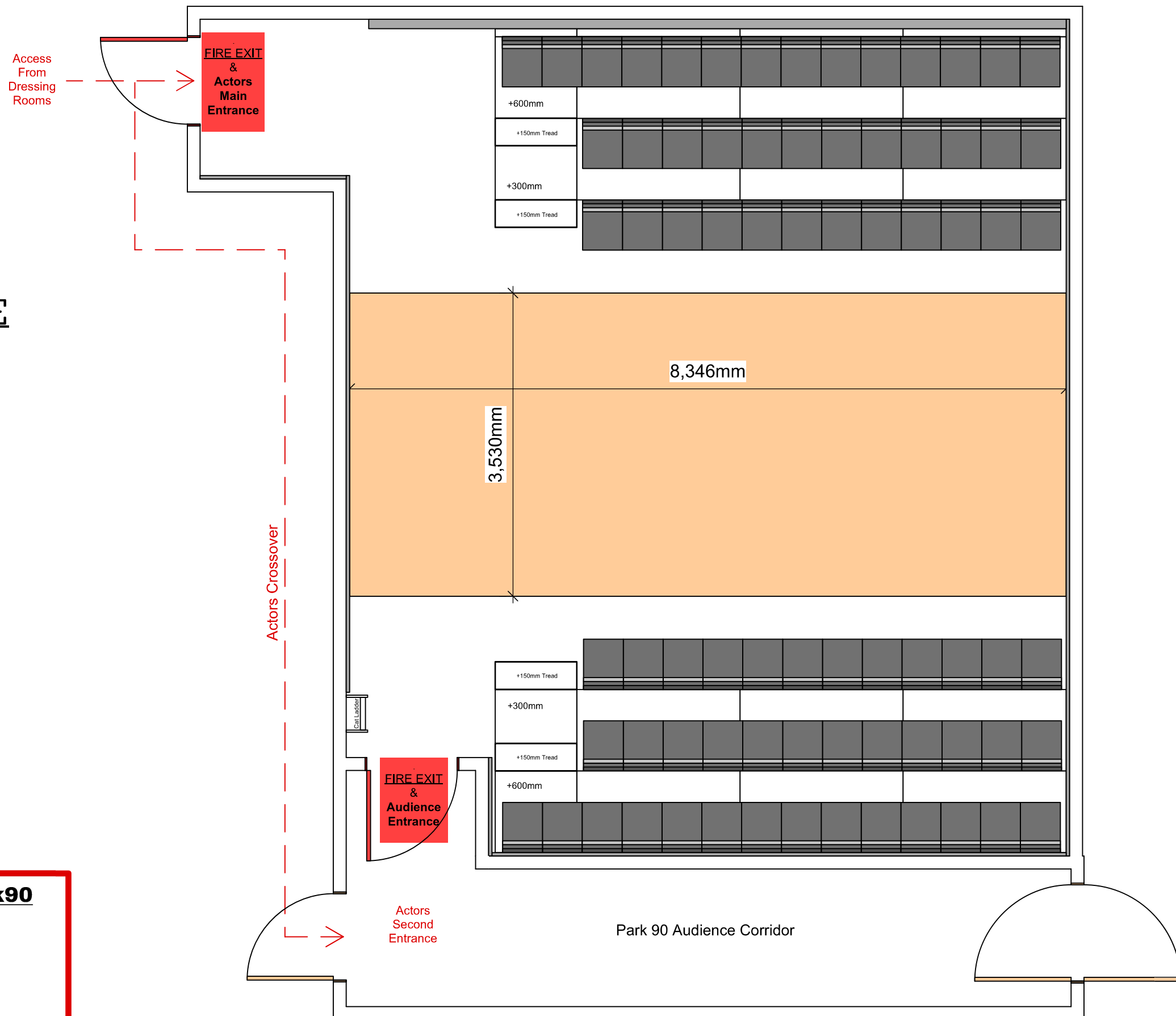
SCALE - 1:50 @ A3

Technical Manager

Gian.Zona@parktheatre.co.uk

Deputy Technical Manager

Teddy.Nash@parktheatre.co.uk



## Park Theatre

Clifton Terrace  
Finsbury Park  
London  
N4 3JP

PARK  
90

# TRAVERSE (Extra Row)

87 Seats  
+1 Usher

## Park Theatre, Park90

January 2018

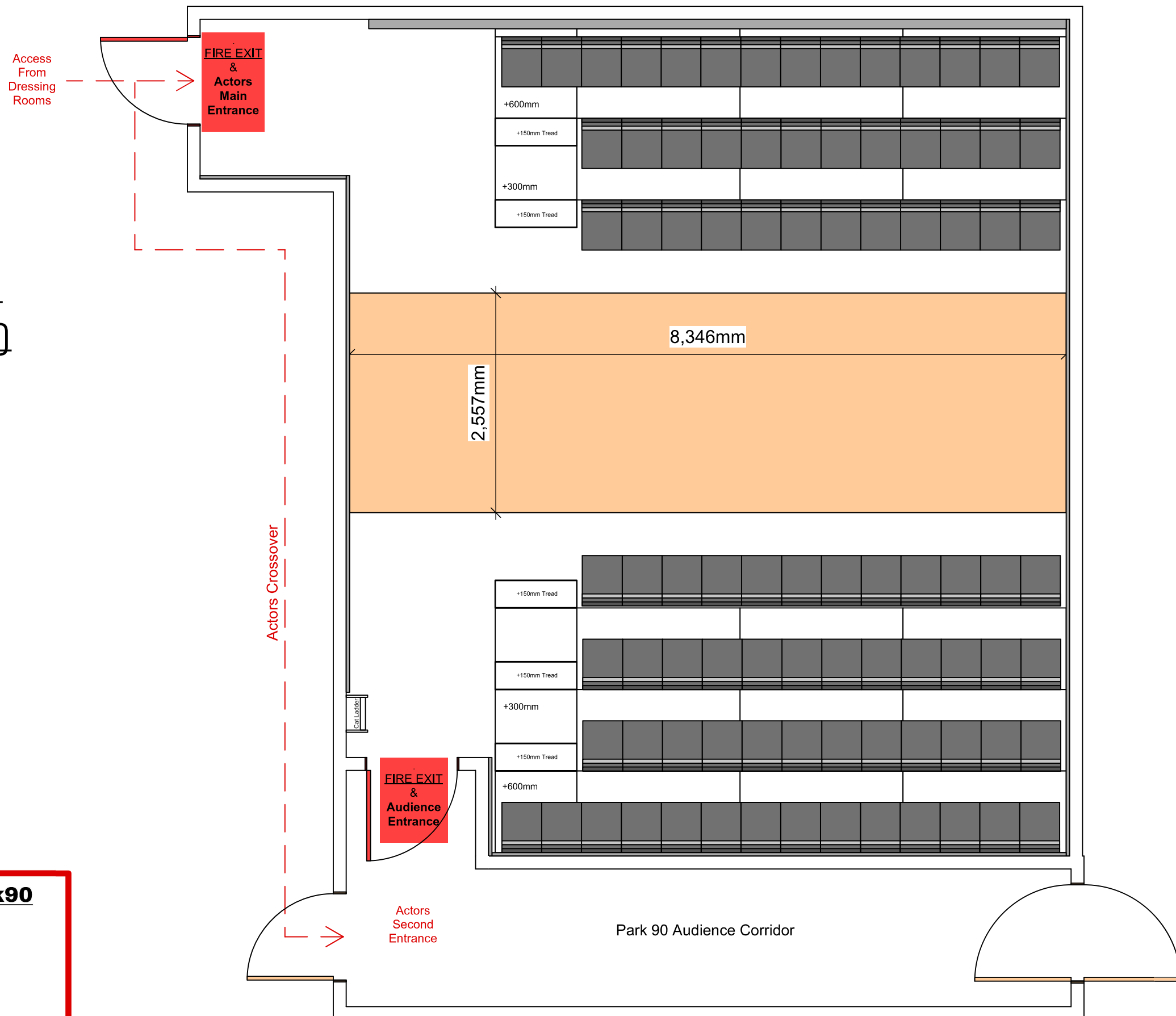
**SCALE - 1:50 @ A3**

**Technical Manager**

Gian.Zona@parktheatre.co.uk

**Deputy Technical Manager**

Teddy.Nash@parktheatre.co.uk

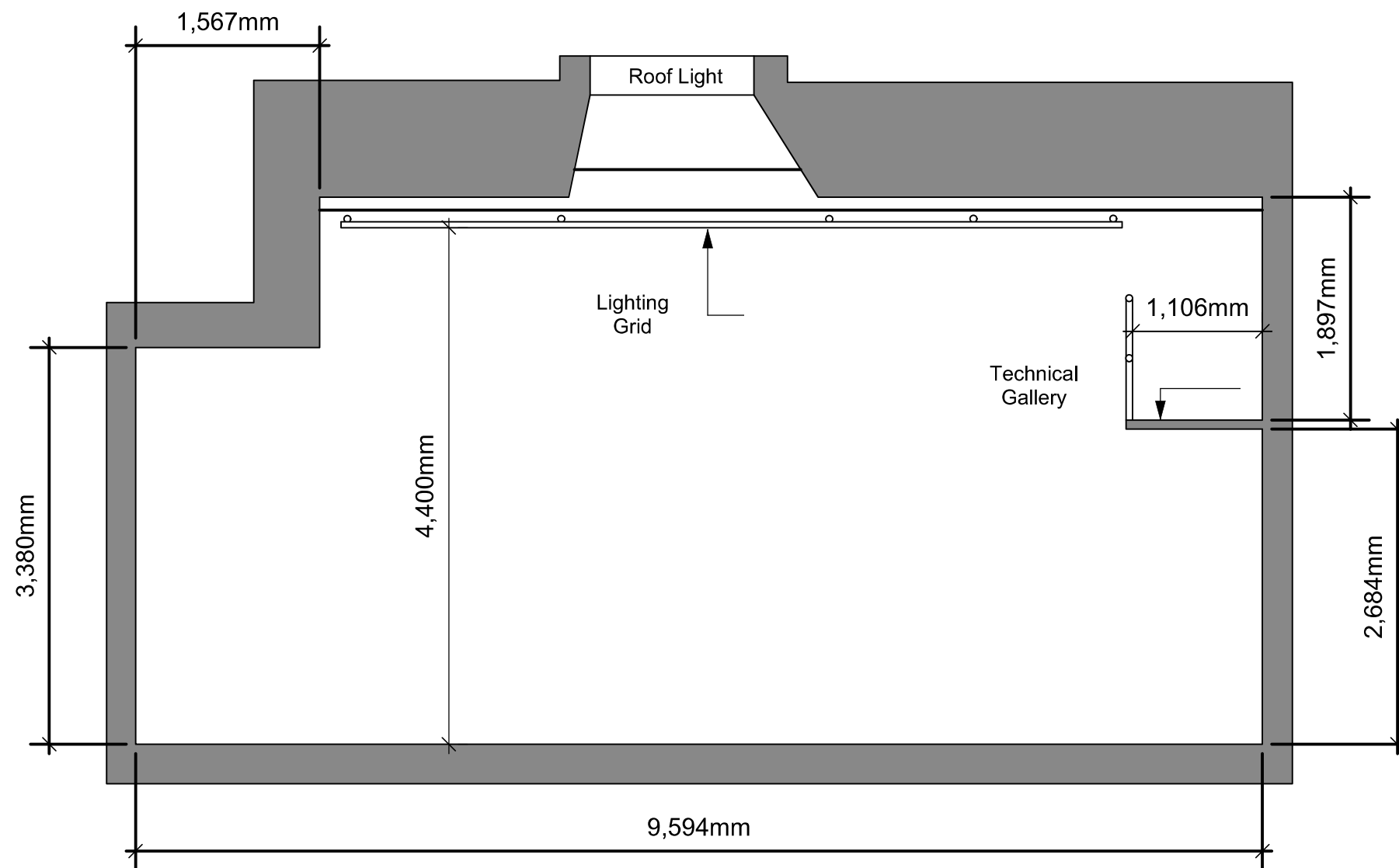


## Park Theatre

Clifton Terrace  
Finsbury Park  
London  
N4 3JP

PARK  
90





Section Through Park 90

**Park Theatre, Park90**

January 2018

**SCALE - 1:50 @ A3**

**Technical Manager**

Gian.Zona@parktheatre.co.uk

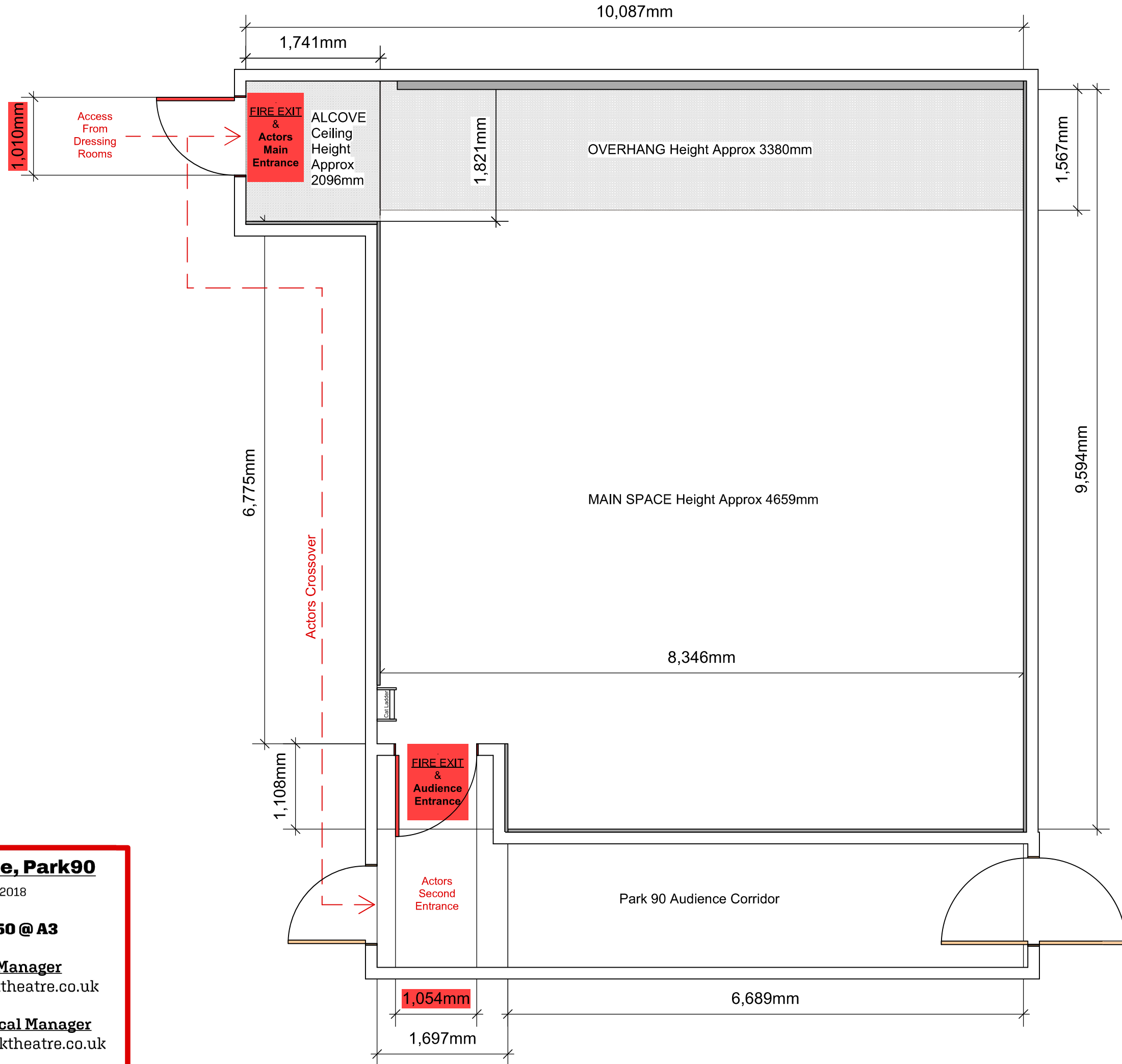
**Deputy Technical Manager**

Teddy.Nash@parktheatre.co.uk

**Park Theatre**

Clifton Terrace  
Finsbury Park  
London  
N4 3JP

**PARK  
90**



## Park Theatre, Park90

January 2018

**SCALE - 1:50 @ A3**

**Technical Manager**

Gian.Zona@parktheatre.co.uk

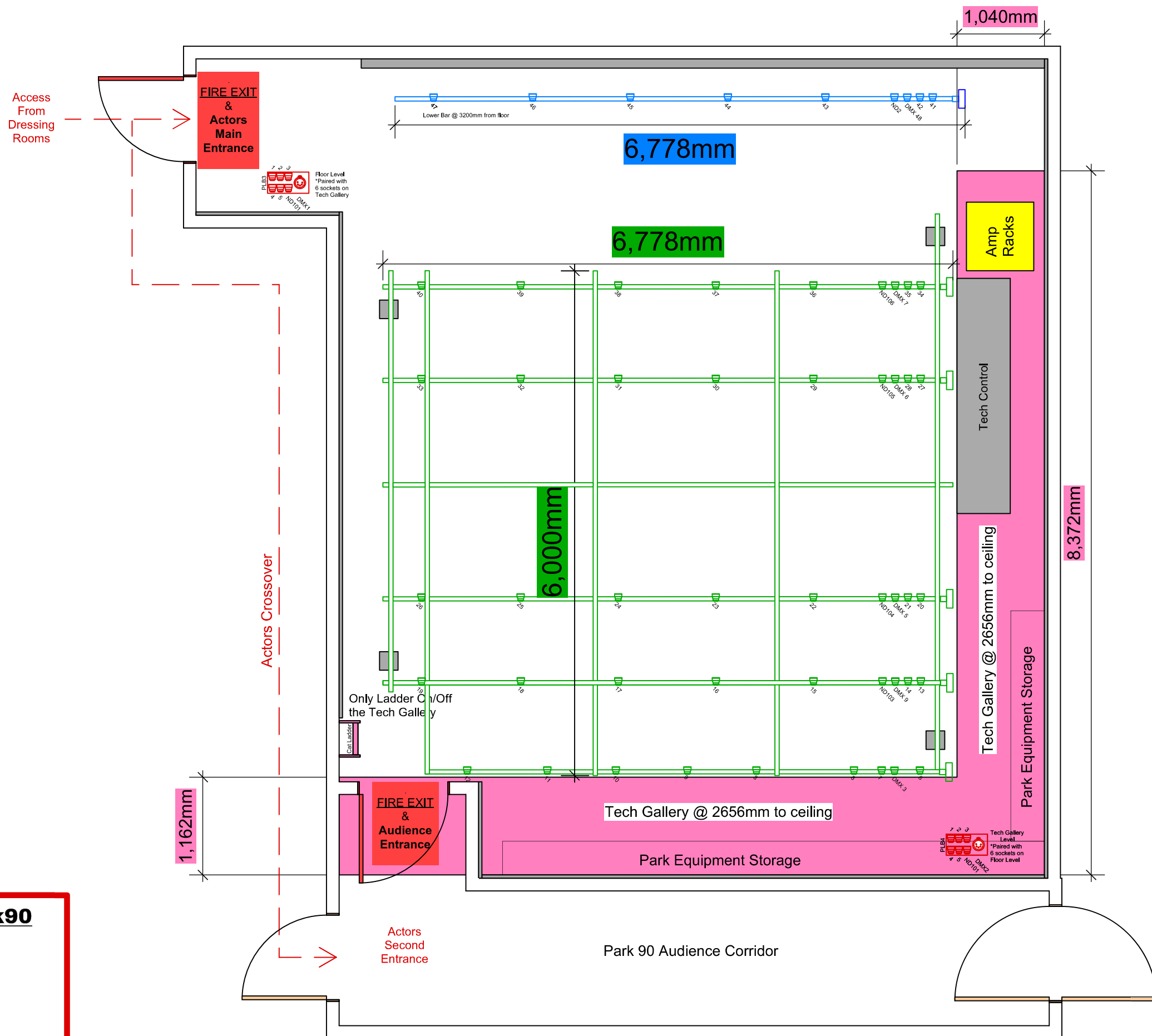
**Deputy Technical Manager**

Teddy.Nash@parktheatre.co.uk

## Park Theatre

Clifton Terrace  
Finsbury Park  
London  
N4 3JP

PARK  
90



**LX DESIGN -  
PLEASE NOTE:**

LX Bars in **GREEN**  
are approx 4400mm  
from floor level.

LX Bar in **BLUE**  
are approx 3200mm  
from floor level.

**Park Theatre, Park90**

January 2018

**SCALE - 1:50 @ A3**

**Technical Manager**

Gian.Zona@parktheatre.co.uk

**Deputy Technical Manager**

Teddy.Nash@parktheatre.co.uk

**Park Theatre**

Clifton Terrace  
Finsbury Park  
London  
N4 3JP

**PARK  
90**