

Technical Specifications & Seating Configurations

PARK 200



Park Theatre
11-13 Clifton Terrace
Finsbury Park
LONDON
N4 3JP

August 2025

Useful Contacts:

Technical Manager: Gian.Zona@parktheatre.co.uk
Deputy Technical Manager: Teddy.Nash@parktheatre.co.uk
General Manager: Tom.Bailey@parktheatre.co.uk
Head of Ticketing: Matthew.Barker@parktheatre.co.uk
Administration: Mariah.Sayer@parktheatre.co.uk

Please make contact with the relevant department to find out more information.

Pre-Production

- A site visit is mandatory for all productions - please liaise with the Technical & Building Manager to arrange a date and time. Please note that the plans available for the space are *architects' drawings*.
- Set plans and CDM-compliant production plans should be submitted to the Park Theatre Tech staff at least 14 days prior to Get-In.
- LX plans, hanging plots, risk assessments and method statements should be submitted not later than seven days prior to Get-In.

Building Access

- Get-In access is through the front doors of Park Theatre on Clifton Terrace.
- Park Theatre cannot offer any parking at all. On Sundays there are no parking restrictions outside the theatre. However, as the building is located close to the Emirates Stadium, full parking restrictions are in place (even on a Sunday) when there is an Arsenal home game.
- From the front door to the main doorway into Park200 it is approximately 13.6 metres, including one half flight of stairs.
- The main doorway into Park200 measures W1830mm x H2095mm; all items entering the space must be able to fit through this entrance.
- Large items may need to be removed from flight cases in the main foyer/cafe area and carried into the theatre space.
- There is a small passenger lift that can also be used to transport flight cases one case at a time from street to stage level. The lift has a maximum weight capacity of 630kg. Any damage caused to the lift will result in a charge.

Get-In

- Park Theatre tech staff will provide a H&S induction to the space before each Get-In, and appropriate PPE must be worn by everyone working.
- There must be a Production Manager or appointed person with production management responsibilities present for both the Get-In and Get-Out.
- Your Get-In time will be from 6pm-10pm on the first Sunday of your contractual Engagement Period. Unless otherwise agreed, Park Theatre will provide four general crew members to support this session.
- Access to Park200 will be 10am-10pm from your Get-In day up to and including the first Friday or the day of the Press Night performance, whichever is first.
- Park Theatre does not have any storage space for flight cases / rubbish / tools; please make sure any such items are stored off-site for the duration of the run.
- Park Theatre has one set of 7ft Zarges, two sets of 10ft Zarges plus two stepladders. In the case of work taking place in both Park200 and Park90, these must be shared.
- If access to the upstage ceiling is required, taller ladders may need be brought in.
- If there is a performance or event taking place elsewhere in the building, the ground floor foyer and corridors must be kept as clear as possible, and nothing left in these areas longer than necessary.

The Space

Standard Stage Height from floor = 380mm

Height Stage to Tension Wire Grid = 5300mm

Height Tension Wire Grid to Ceiling = 2200mm

Mixer Desk Position - Located SR in Control Room

Lighting Desk Position - Located SR in Control Room

Juliet balconies - each take a maximum weight of 500kg.

Screwing and fixing of any kind into the back wall of the theatre is strictly forbidden. Screwing and fixing of any kind into the stage deck requires authorization.

Please direct any requests to Technical Manager in writing at least 7 days prior to your get-in.

It is not possible to drill, screw into or paint the walls, including the back wall, in Park200, and double-sided carpet tape must be used on masking tape before being laid on the floor.

Lighting

The Park200 lighting desk is an ETC ION Xe (12K Output) plus fader wing.

The desk is positioned in the control room, which is stage right, but can be placed in the Theatre during technical rehearsals.

Working light is provided through recessed ceiling skylights which provide natural light; these can only be operated by Park Theatre tech staff and cannot be used as part of a show.

There are fluorescent tubes located in the grid and blue LED bulkheads in wing spaces, providing additional working light and backstage blues.

There are DMX patch panels around the space, they can be patched in the dimmer room by Park Theatre tech staff.

Dimmers

89 circuits on ETC Sensor3 2.3kw dimmers distributed around the theatre, all are switchable between Always-On, Dim and Relay Switched

59 circuits spread evenly above the TWG

13 individual circuits evenly spaced along the front edge of the circle (2 of these circuits are paired, so 12 are individual circuits)

6 sockets on the SL circle bar and 6 sockets in the SR circle bar (each side-circle socket is paired with the corresponding opposite socket totalling 6 channels)

6 individual circuits in each of the SL and SR wings – 12 in total at stage level

All outlets are European Ceeform 16amp sockets and the DMX is standard 5pin XLR.

House Lights

Park200 house lights are LED and all DMX controllable, with some RGB.

Levels must be approved by Park Theatre tech staff before the first preview. House lights should also be available on a submaster for Access Performances.

Park200 DMX Addresses:

House Lights Stalls

Red – 497, Green – 498, Blue – 499

House Lights Under-seating Row A

Red – 509, Green – 510, Blue – 511, White - 512

House Lights Circle

Red – 500, Green – 501, Blue – 502,

Circle Rail Whites – 503

Emergency Lighting

Exit Signs Stalls – 481, Exit Signs Circle – 482, Exit Down-lighters Stalls – 483, Exit Down-lighters Circle – 484, Exit Control Stalls – 505 & 506, Exit Control Circle – 507 & 508

Blues

Grid – 487, Wings – 488

Control Room LED Strip

Blue – 490, White – 491

Working Light

Fluorescent Tubes in Grid – 486

P200 DMX Patch

Please ensure the following addresses are NOT in your patch: 492, 489

Lanterns

- 22 X Selecon Rama HP 1kw inc Barn Door
- 3 X ADB Europe F201 2kw Fresnel inc Barn Door
- 20 x Source Four 25/50 Jnr 575w
- 14 x ColorSource Spot Jrs Profile
- 8 x RJ 614SX 16-35deg
- 4 X Source Four Bodies 750w
- 4 X Source Four 19° Lens Tube
- 4 X Source Four 50° Lens Tube
- 17 x Single Cyc Units 1k
- 20 x Parcan 1k (with CP62 lamps)
- 6 Short nose Parcan 1k (CP62 lamps)
- We do not stock gobos or gobo holders

Layout of Bars

Park200 has been designed to provide a flexible rigging environment by using a tension wire grid (see below), which offers moveable lighting positions in the grid, as well as a further circle rail position around three sides. The lighting rig above the grid is made up of scaffold poles and clamps and is flexible. This gives Visiting Companies the option to make minimal changes as required.



There are also two upstage winch bars with ladder beams located closely downstage of the back wall. These are to be operated only by Park Theatre technical staff. They are both rated at 250kg evenly loaded and can be fed from circuits in the grid.

Under rigging on the circle is fine, it cannot be done over the audience walkways as head room is compromised and it creates a hazard.

If you need to over rig lanterns on the circle you will need half couplers. Please bring your own and replace the G-Clamps after.

There are limited flying facilities in Park200, please contact Park Theatre Technical Manager staff to discuss options.

Other Lighting Information

Assorted lengths of TRS, DMX and Cat5e data cable are available. Visiting Companies are advised to ensure provision is made for required cable length prior to arrival.

Visiting companies will be able to re-colour, focus and re-arrange equipment as required for the production. All Park Theatre lanterns are supplied with a hook clamp and safety bond.

If a production requires the removal of accessories (e.g. clamp), it is required that any such items are reinstated during the Get-Out.

Where possible all circuits and gel colour should be clearly marked.

Lighting Designers will be asked to program a warm wash and house lights onto faders on the desk.

Equipment hired or owned by the visiting company must be PAT tested prior to use in house at Park Theatre and related paperwork must be provided.

Practical lighting brought into the theatre may be inspected at any time. If practicals are deemed unsafe the theatre will insist they are corrected or replaced.

Visiting companies will be required to de-rig all fixtures and return the room as found by the end of the get-out session.

Sound

Park200 has Yamaha DM7C with Dante card for connection to DME64,

A Qlab machine (Mac Mini) running Qlab 5 installed with a full sound & Video Licence

The house sound system consists of EM Acoustic boxes and amplifiers:

2x EMS S-15 Sub situated on Juliet balconies (fixed positions)

2x EMS R8 situated on Juliet balconies (fixed positions)

5x EMS-51 flown just below tension wire grid (fixed positions)

8x EMS-41 rigged as under-balcony delays (fixed positions)

1x EM Acoustics DQ6D Amplifier – feeding both R8's & S15's

2x Powersoft QUATTROCANALI 2402 DSP+D feeding all 41's & 51's

1x d&b audiotechnik 5D Amplifier – 4 spare Dante outputs

Additional equipment

12-channel cue light system (10 outstations shared between venues)

4 x Wireless comms (shared between venues)

Co-ax and Cat 6 throughout

FOH and BOH paging system with show relay and BGM – all BOH speakers switchable between auditoria.

Other Sound Information

Any externally sourced radio equipment used must not infringe on frequencies used in-house, by other Visiting Companies or in Park90. Park Theatre reserves the right to instruct visiting companies to change the frequencies of radio equipment should any issues arise. Please contact the Park Theatre tech staff for details of current frequencies used.

Rigging

If you are hanging pieces of set or steel works, hanging plots must be received by the Park Theatre technical team at least 14 days before Get-In. Weight loads and method statements must be included.

Any rigging equipment required must be supplied, tested and appropriately rated.

Power Distribution:

General local power outlets are located through the auditorium=

Drapes and Masking

Park Theatre does not stock any soft or hard masking. However, there is a collection of masking from old shows which may be recycled. Please ask the tech staff.

Additional Hires

Park Theatre can provide the following additional technical equipment (subject to availability):

Equipment	Day Hire	Week Hire	4-Week Hire
Unique Hazer	£60+VAT	£100+VAT	£300+VAT
Wireless Hand-held Microphone	£40+VAT	£70+VAT	£224+VAT
Sure SM58	£5+VAT	£10+VAT	£32+VAT
Christie LX605 Projector	£70+VAT	£150+VAT	£500+VAT
Yamaha Digital Piano	£50+VAT	£140+VAT	£250+VAT

*prices for longer hire periods are available on request

Park Theatre may also be able to supply additional consumable items at a cost: screws, Flints Black paint, painting equipment, Flambar, tape, drill bits. Prices available on request. If additional crew are required for a Get-In or Get-Out, Park Theatre may be able to help book them, subject to in-house team capacity.

Housekeeping / Stage Management

Door Codes

Door codes will be provided when in the building, please ensure they are not shared beyond the Visiting Company.

Radio Calls

Stage managers must be on two-way radio (with earpiece provided) from the half until the end of the show. This is to enable communication between Stage Management, Tech and FOH including the facilitating an evacuation or handling an emergency.

Show relays (switchable between our two spaces) are fed to the BOH areas (dressing rooms, green rooms, offices etc).

Stage Management are expected to make FOH and BOH calls from the paging system (located at show control). This will include House Open, five, three and one-minute calls, as directed.

Smoking

Smoking on stage can be authorised. The Producer must contact Park Theatre's Producer & Programmer and Technical & Building Manager to discuss the artistic justification for smoking within the production. Park Theatre only allows the smoking of herbal cigarettes on its stages.

Dressing Rooms

Park Theatre Dressing Rooms are as follows:

Dressing Room A – 7 Stations
Dressing Room B – 5 Stations
Dressing Room C – 4 Stations

All dressing rooms contain make-up lights, mirrors and fridges.

Companies are expected to share dressing rooms in a festival style. There are just not enough spaces for Private / Star dressing rooms to be allocated, and it should be expected that different companies and different genders may share dressing rooms, particularly with large casts. All company members should be aware of this so that their expectations are clearly managed prior to arrival. This should be seen as a collaborative and non-territorial approach to providing great shows to audiences.

Dressing rooms may also be used temporarily by other performers in shows taking place 'on top' of the Visiting Company production. This will be managed by the Park Theatre team.

Backstage Washroom Facilities

Two toilets (one is gender neutral and one is an access toilet) and two gender neutral showers are available backstage.

Laundry

There is a Laundry Room with a washing machine and tumble dryer backstage, and electric drying rack / iron and board in the SM office. These are all for the use of both Park90 and Park200 companies and so a rota must be mutually agreed, reflecting the needs of all.

Get-Out

Visiting Companies are allotted 30 minutes in the auditorium after the final performance of the run finishes on Saturday evening, to clear the stage and remove smaller props. The Get-Out session will then be the following day (Sunday) from 10am-2pm. Park Theatre will provide four general crew members to support this session.

During this time, Visiting Company teams are expected to ensure that:

All show equipment, costumes, props, hires, tools and returns are removed from the building.

The set is removed, and the stage is returned to the state in which it was found.

Nails, screws and/or staples used are removed.

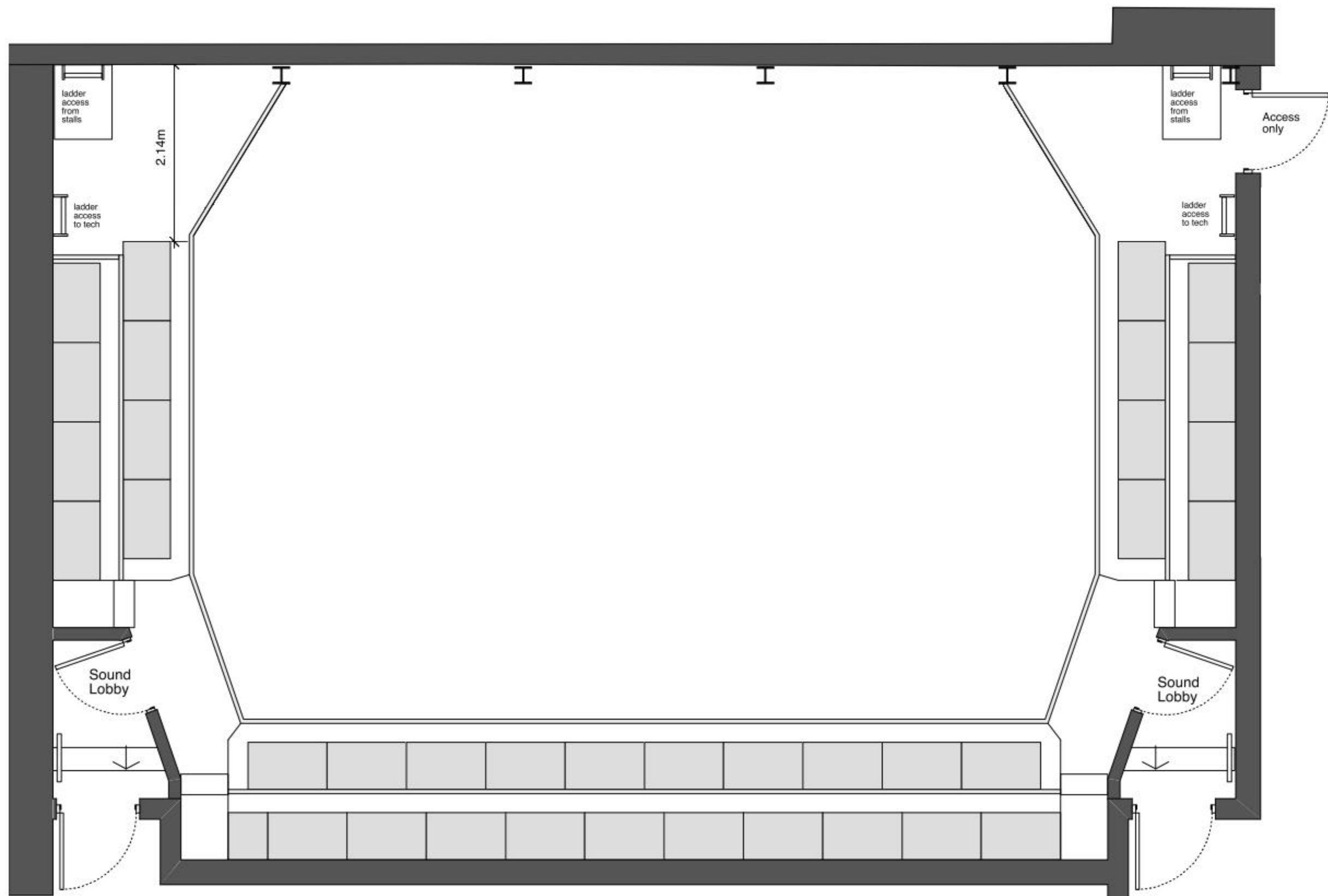
The stage area may need to be re-painted - please bring a tin of Flints Black paint in case of this.

The dressing rooms and stage management kitchen (including the dressing room and green room fridges) are cleared and clean.

All equipment / costumes / props / hires / returns / tools from the production must be removed from the building by the end of the Sunday Get-Out. When the Get-Out is complete, a member of the Park Theatre tech staff and the Visiting Company Production Manager/Appointed Person will do a final walk around to check everything is satisfactory.

Thank you & have a great run!

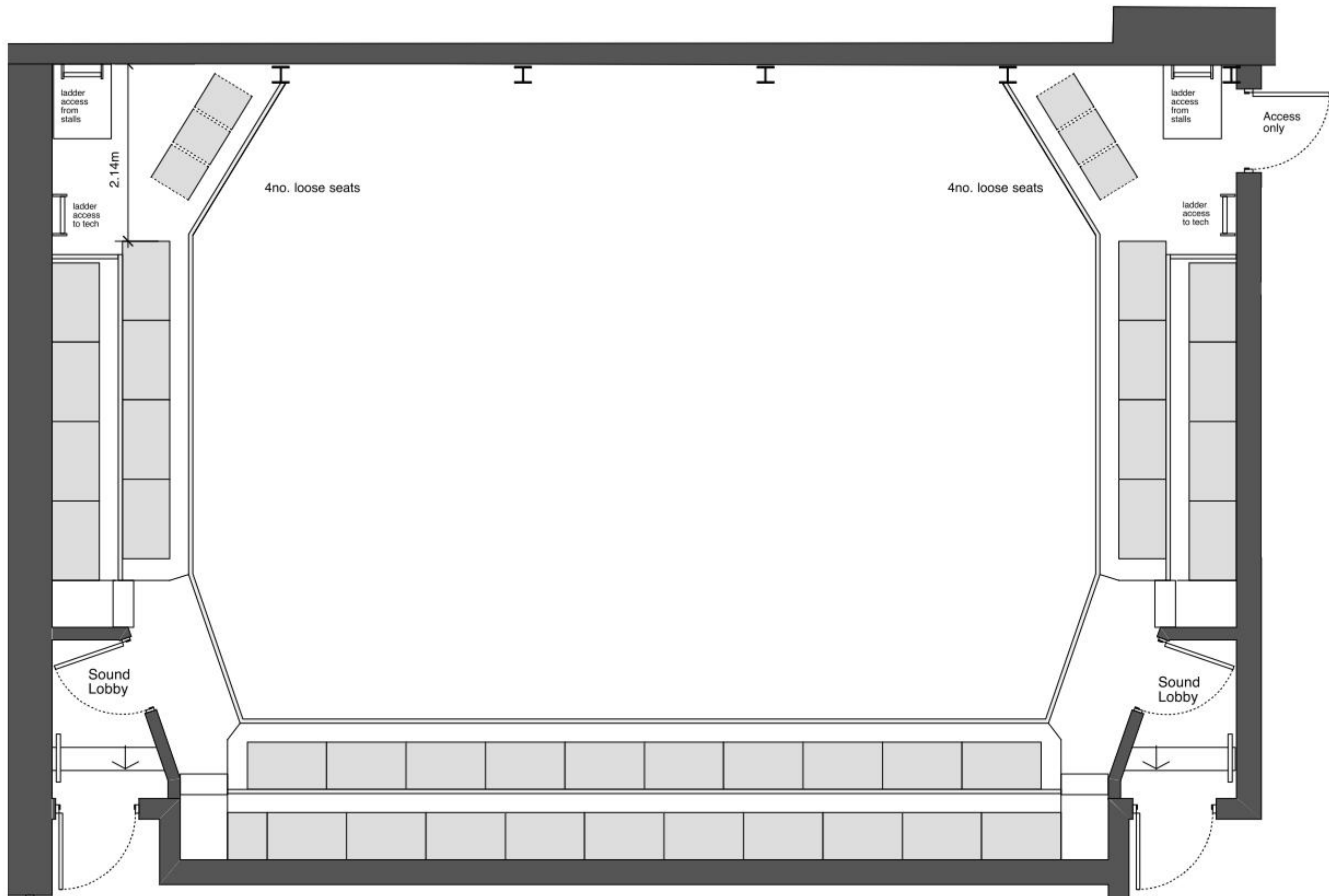
[VWX, DXF/DWG, DWF files available on request Seating, LX and Set plans Are Below](#)



Thrust configuration

Circle Seating: 73

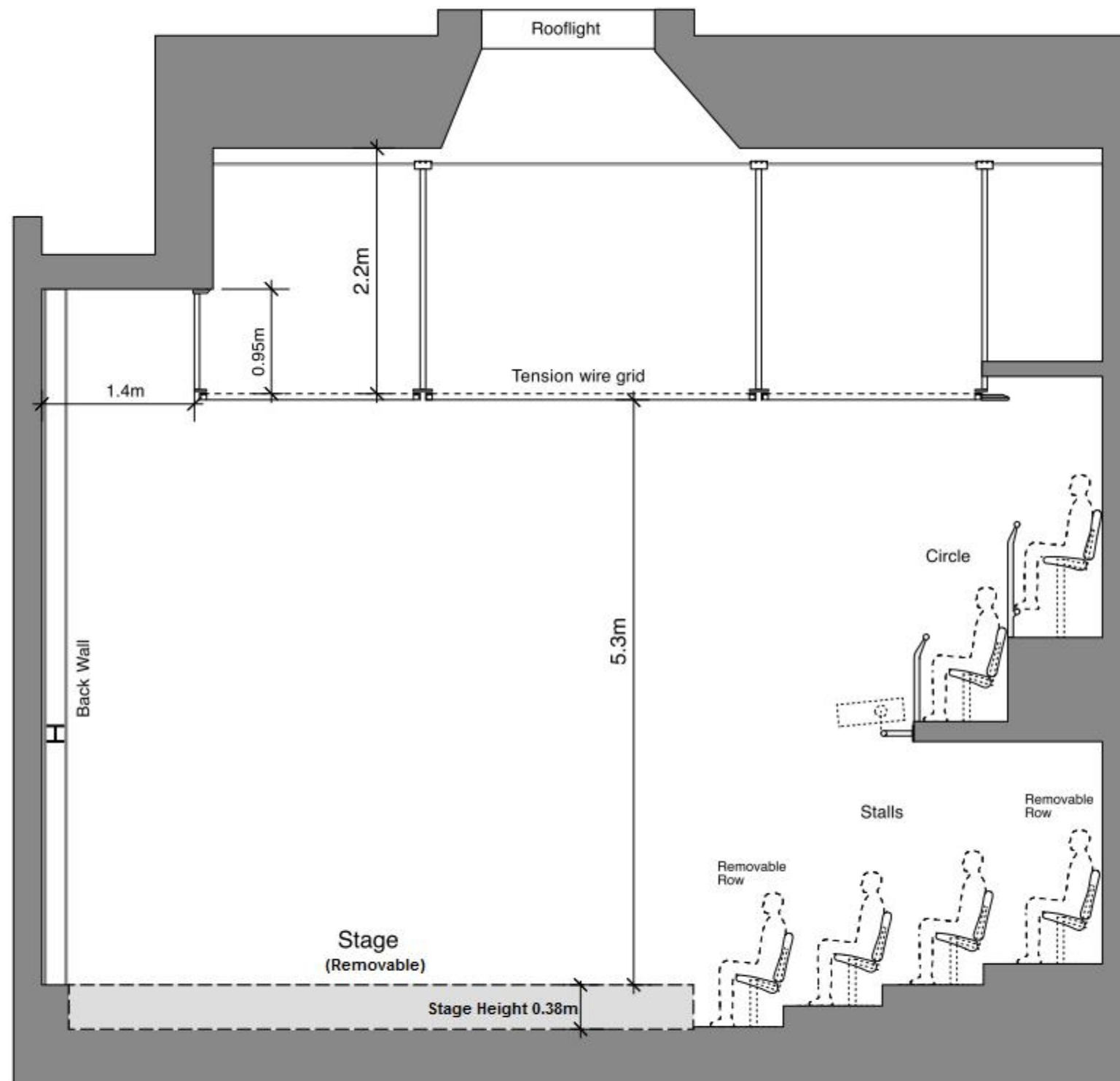
The Park Theatre, Clifton Terrace, N4	Studio 2 60 High Street Hampton Wick Surrey KT1 4DB
Park 200 - Circle Plan Thrust 1	T 020 8977 8108 W dharchitects.co.uk E mail@dharchitects.co.uk
1:50 @A3	david hughes architects
Feb' 13	
0437 751 P1	



In the round configuration

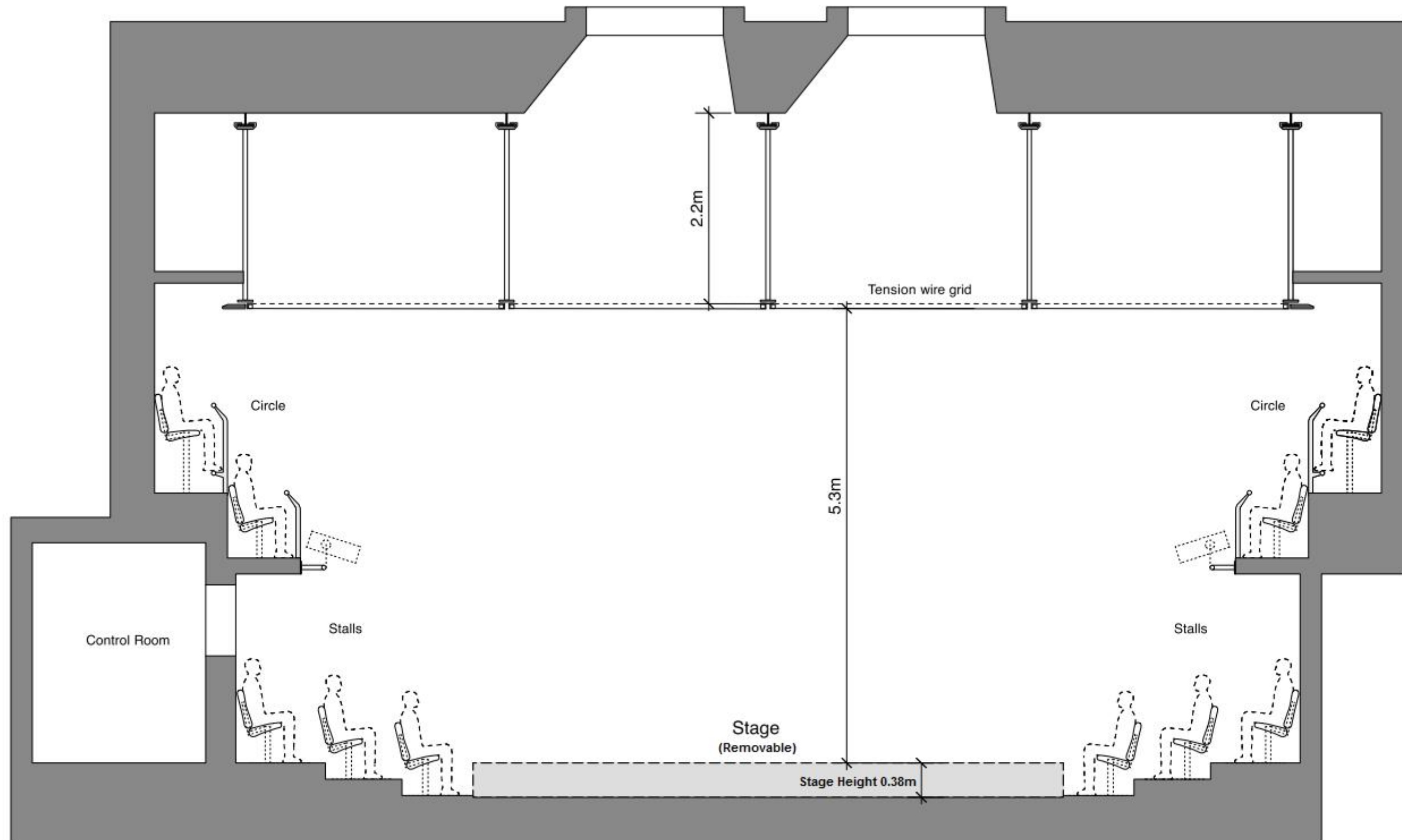
Circle Seating: 81

The Park Theatre, Clifton Terrace, N4	Studio 2 60 High Street Hampton Wick Surrey KT1 4DB
Park 200 - Circle Plan In the Round 1	T 020 8977 8108 W dharchitects.co.uk E mail@dharchitects.co.uk
1:50 @A3	david hughes architects
Feb' 13	
0437 755 P1	



Cross Section
(Thrust 1 - Standard Stage configuration)

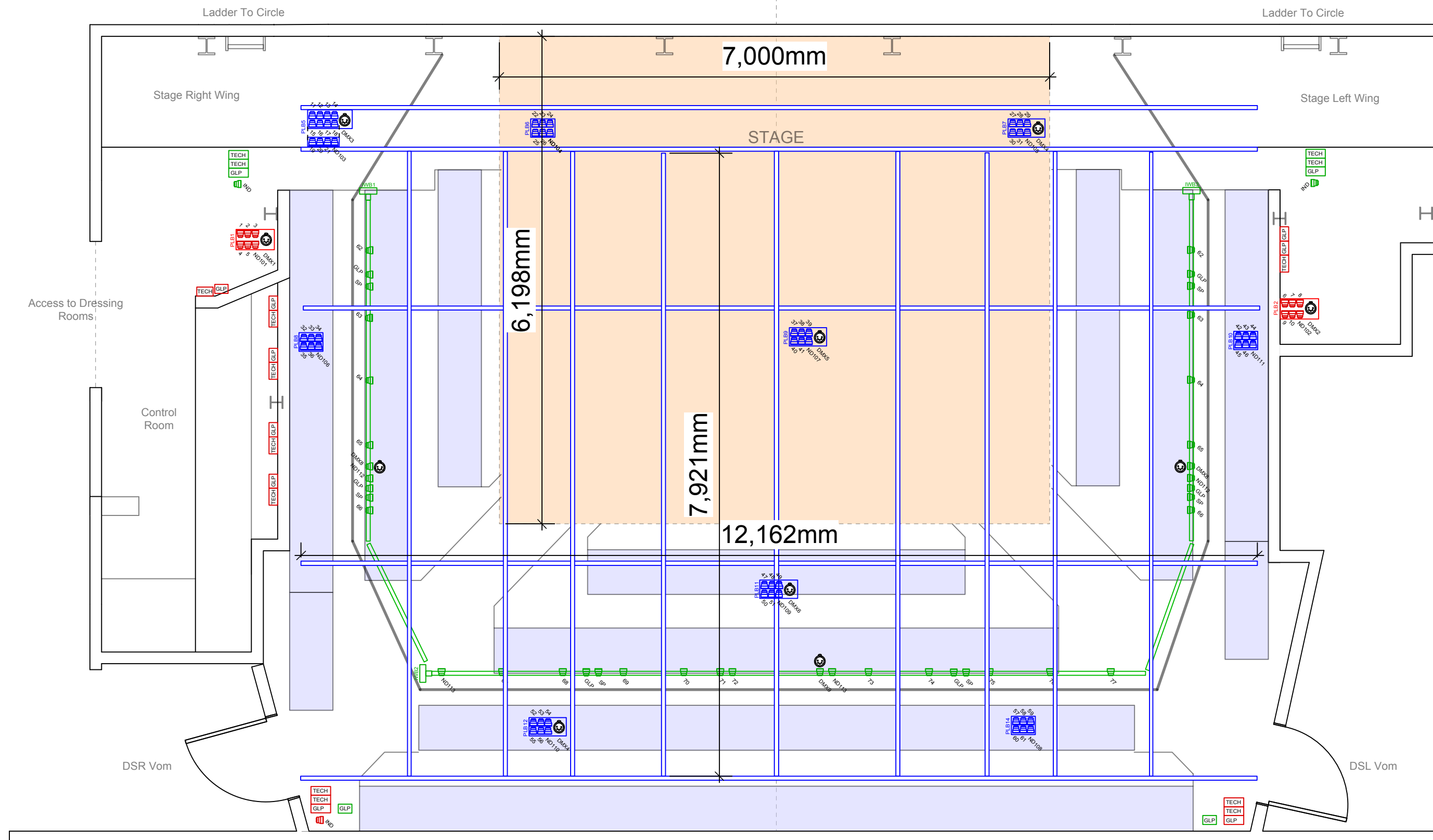
The Park Theatre, Clifton Terrace, N4	Studio 2 60 High Street Hampton Wick Surrey KT11 4DB
Park 200 Cross Section	T 020 8977 8108 W dharchitects.co.uk E mail@dharchitects.co.uk
1:50 @A3	david hughes architects
Feb' 13	
0437 763-A P1	



Long Section
(Thrust 1 - Standard Stage configuration)

The Park Theatre, Clifton Terrace, N4	Studio 2 60 High Street Hampton Wick Surrey KT1 4DB
Park 200 Long Section	T 020 8977 8108 W dharchitects.co.uk E mail@dharchitects.co.uk
1:50 @A3	
Feb' 13	
0437 764-B	P1

david hughes
architects



NOTE:

Stage Height from floor = 400mm
 Height Stage to Tension Wire Grid = 5300mm
 Height Tension Wire Grid to Ceiling = 2200mm
 Lighting Desk Position = Located SR in Control Room

Screwing and fixing of any kind into the stage deck requires written authorisation. Please direct any requests to the Technical Manager in writing at least ONE WEEK prior to your get-in.

Bars/Boxes in **Red** are at Stage Level and are approx 800mm from floor level.
 Bars/Boxes in **Green** are at Circle level and are approx 3000mm from floor level.
 Bars/Boxes in **Blue** are at Grid level and are approx. 6800mm from floor level.



PARK 200, Park Theatre
 DATE: April 2014

1:50 @ A3
 DO NOT SCALE FROM THIS PLAN

CONTACT: Gianluca Zona, Technical Manager
 gian.zona@parktheatre.co.uk

Park Theatre, Clifton Terrace
 Finsbury Park, London
 N4 3JP